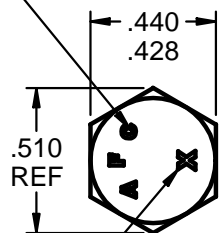
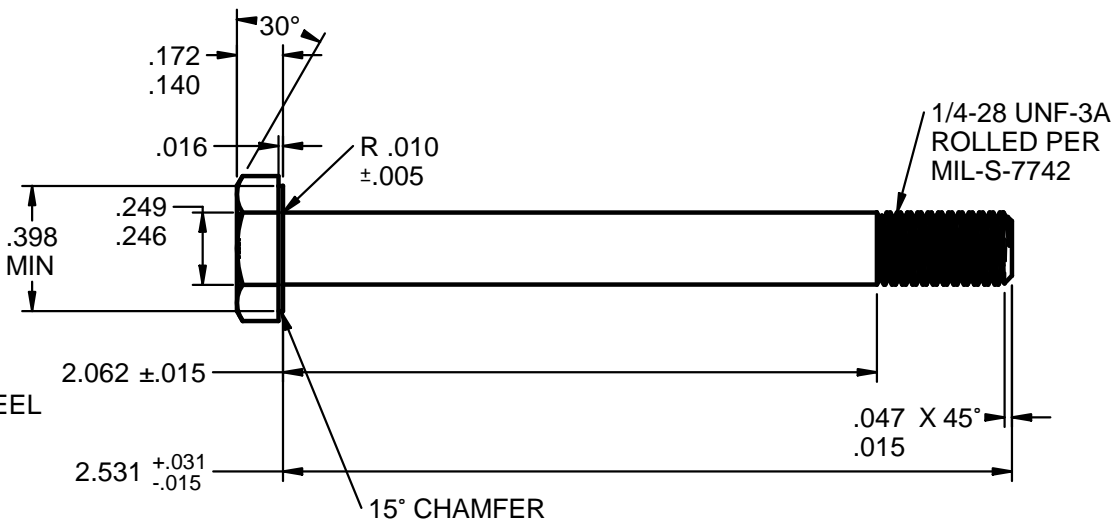


MANUFACTURERS
"AFC" LOGO
.025 MAX
RAISED OR INDENTED



"X" ALLOY STEEL
GRADE MARK



SCALE: 1.5X

DESIGN NOTES: AN4-24A AIRFRAME BOLT

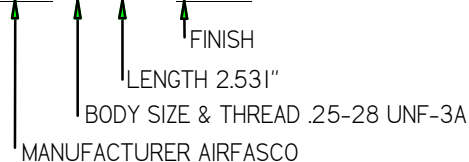
1. LENGTH 2-17/32" (2.531"), GRIP 2-1/16" (2.062"), THREAD 1/4-28 UNF-3A.
2. PROCUREMENT SPECIFICATION NASM6812.
3. PREFERRED MATERIAL ALLOY STEEL PER PROCUREMENT SPECIFICATION.
UNS G40370 AMS6300 DFAR EXEMPT
UNS G87400 AMS6322 DFAR APPLIES
UNS G41400 AMS6382 DFAR APPLIES
UNS G41300 AMS-S-6758 DFAR APPLIES
4. HEAT TREAT AMS-2759 HRC 26-32.
5. FINISH CADMIUM PLATED PER AMS-QQ-P-416, TYPE 2 (YELLOW), CLASS 2.
6. THREADS 1/4-28 UNF-3A ROLLED PROCESS PER MIL-S-7742.
7. TENSILE 4,080 LBS. [18,148 N] MIN.
8. YIELD 3,130 LBS. [13,922 N] MIN.
9. SINGLE SHEAR 3,680 LBS. [16,369 N] MIN. SHORT LENGTH N/A.



ACTUAL SIZE

EXAMPLE PART NUMBER

AFC 4-24 C2 CADMIUM TYPE 2 YELLOW PLATING
AFC 4-24 C1 CADMIUM TYPE 1 PLAIN WHITE PLATING
AFC 4-24 TDC THERMAL DIFFUSION COATED ASTM A1059



UNCONTROLLED

CONFORMS TO: NASM3 THRU NASM20
PART NUMBER: AN4-24A

DIMENSIONS ARE IN INCHES AND TOLERANCES ARE AS SHOWN BELOW. DIMENSIONAL TOLERANCES AND SYMBOLS PER ANSI Y14.5M-1982	PROPRIETARY PARTS SHOWN IN THIS DRAWING ARE THE SUBJECT OF ISSUED UNITED STATES AND FOREIGN PATENTS AND PATENTS PENDING. UNAUTHORIZED REPRODUCTION AND/OR DISTRIBUTION OF THIS DRAWING IS STRICTLY PROHIBITED.			AIRFASCO.com		
	APPROVALS			DATE		
ANGLES ±5°	DRAWN C.D.	6/10/13		PART NUMBER: AN4-24A_AFC4-24C2		
.XX ±.03"	CHECKED T.W.	6/10/13		SIZE A	MATERIAL: 4037 / 8740 OR AS NOTED	
.XXX ±.010"	ENG APPR B.E.	6/10/13		EST. WEIGHT: .040/ EACH LBS. [18.2 g]		
.XXXX ±.001"	MGR APPR D.D.	6/10/13		SCALE: 1.5X	DRAWING NUMBER: AN4-24A_AFC4-24C2	
					SHEET 1 OF 1	